


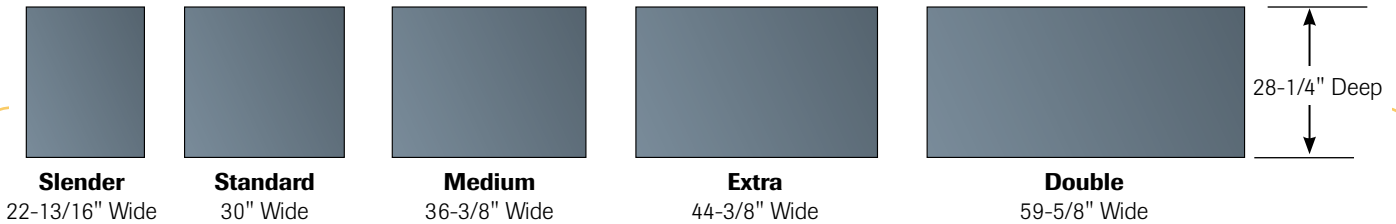
Product Features



6 Different Housing Heights



5 Different Housing Footprints



2 Different Locking Systems

Single Drawer Access 250 Cabinet Series

Automatically locks unopened drawers when one drawer is pulled out, preventing accidental tipping. **The only "True-Interlock" in the industry.**

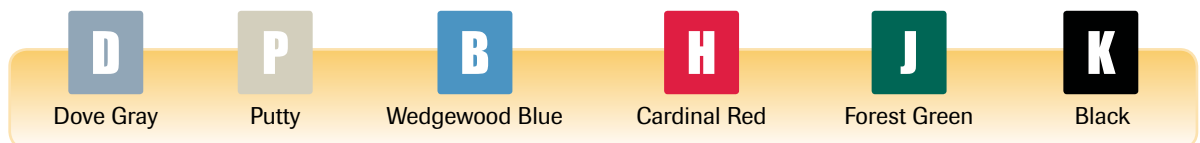


Multiple Drawer Access 251 Cabinet Series

Provides access to multiple drawers, and is an economical alternative, but requires proper anchoring to prevent accidental tipping.

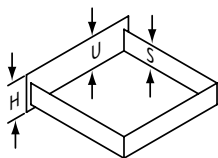
Both styles include a keyed lock with 2 keys, pre-punched anchoring holes, and fastener kit. Cabinets can be anchored to each other, to a wall, or to the floor.

36 Different Cabinet/Drawer Color Combinations




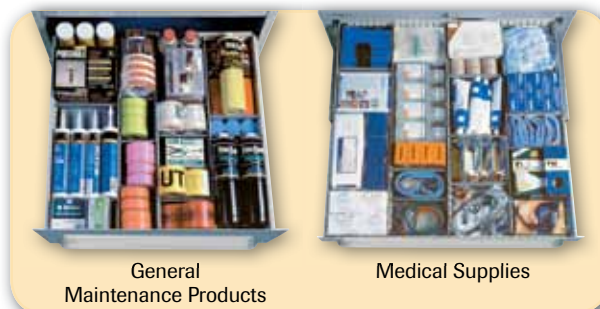
Choose one color for the housing and another for the drawers. Example: "Dove Gray" housing with "Putty" drawers = **DP**

15 Different Drawer Heights



	H Front Height	U Usable Height	S Side Height
Small Drawers	3-1/16"	2-1/4"	1-7/8"
	3-7/8"	3"	
Medium Drawers	4-5/8"	3-7/8"	3"
	5-7/16"	4-5/8"	
Large Drawers	6-3/16"	5-3/8"	4-5/8"
	7"	6-1/4"	
	7-3/4"	7"	6-1/4"
	8-9/16"	7-3/4"	
	9-3/8"	8-1/2"	
Extra Large Drawers	10-1/8"	9-3/8"	6-1/4"
	10-7/8"	10-1/8"	
	11-3/4"	10-7/8"	
	12-1/2"	11-3/4"	
	13-5/16"	12-1/2"	
	14-1/16"	13-1/4"	

Unlimited Drawer Layout Configurations



DRAWER TABLE		
Drawer Number	Usable Height	Drawer Size
40	2-1/4"	Small
50	3"	
60	3-7/8"	Medium
70	4-5/8"	
80	5-3/8"	Large
90	6-1/4"	
100	7"	Extra Large
110	7-3/4"	
120	8-1/2"	
130	9-3/8"	
140	10-1/8"	
150	10-7/8"	
160	11-3/4"	
170	12-1/2"	
180	13-1/4"	

- Small**
- Medium**
- Large**
- Extra Large**

These color codes quickly identify relative drawer sizes in illustrations in this catalog.

